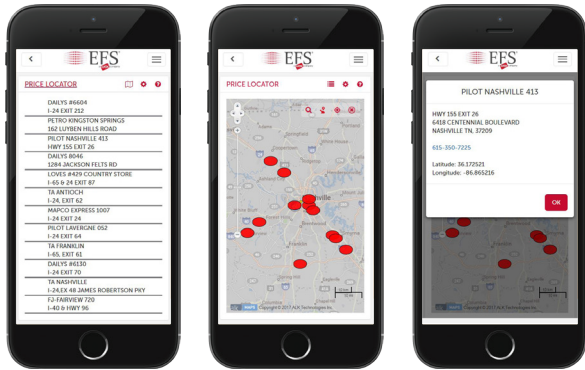


## Searching Fuel Locations



Find fuel stops using the map view, or by entering your location. By touching any of the fuel price icons, you are taken to a screen with more details on the location, including the ability to call the location directly. You can also view the search results on the map or in list view for easy navigation.

### The Quickest Route to Fuel Cost Savings

EFS CardControl can help you quickly navigate towards the nearest, approved fuel location based on your location or by route.

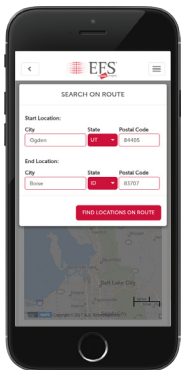
#### Automatically Find Nearest Locations

When you select **Price Locator**, you are automatically taken to the U.S. map where the nearest fuel locations, based on the current location of your mobile device (default search method) will be displayed. The green map icon denotes the lowest price fuel location based on your search results.

**NOTE:** the number of locations displayed in the search results will reflect the “preferences” set for radius and miles/kilometers. You can edit these preferences from the menu icons.

#### Find Locations by Route

To find locations along a specific route, touch the ‘route’ icon at the top of the map then enter the route details to map the best locations along your route.



## EFS CardControl for Cardholders

Control your funds – control the road.

# GETTING STARTED: EFS CardControl

**EFS CardControl** is the innovative source that allows you convenient access to your EFS card functions while on the go. This app allows you to manage your cards anytime and anywhere from your mobile device. This convenient, secure mobile app is your ultimate source for EFS card access and control.

CardControl users can:

- **Get real-time card balances and recent transaction details**
- **Register Checks**
- **Find fuel prices and locations based on a specific location (e.g. location of your mobile device)**
- **Find fuel prices and locations by route**



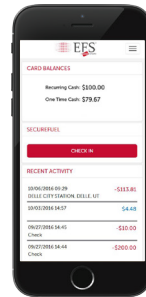
Download the app from the Apple App Store or Google Play. While the app is free for the public to download, users must be a current EFS customer with a valid and active EFS card number and PIN in order to use this app.

On the road and on-the-go,  
EFS keeps you moving



**NOTE:** This mobile application should not be used when behind the wheel. Please only use when safely parked and not while driving.

# Real-Time Card Balances



## Get Card Balance

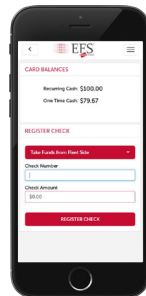
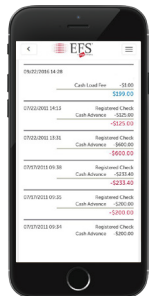
The Home screen gives you immediate access to view the available funds on your card.

*You can also see recent transaction history (up to the last 4 transactions).*

## Account Activity

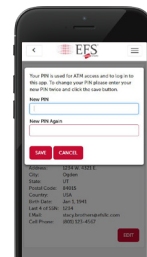
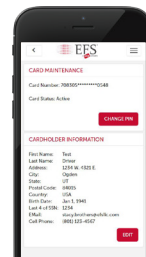
Selecting **Account Activity** allows you to view a more detailed history of your card transactions.

*Select 'more' at the bottom of the screen to see the next page (if applicable)*



## Register Checks

You can register a check from the mobile app by using funds on your card. Simply select which 'funds' you want to use to issue the check, enter the check number and amount, and 'register' the check.



## Card Maintenance

The **Card Maintenance** menu allows you to edit your cardholder profile information – plus change your PIN right from your mobile app!